

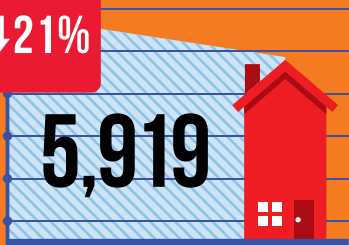
NAPLES AREA REAL ESTATE ACTIVITY

April 2026 compared with April 2025 (percent reporting using rounded figures)

OVERALL INVENTORY

↓21%

5,919



OVERALL PENDING SALES

1,388


↑38%



MEDIAN CLOSED PRICE

\$630,000


↑8%



NEW LISTINGS

1,169


↓15%



OVERALL CLOSED SALES

1,068

↑18%



DAYS ON MARKET

97

↑16%

